



lumini Solucoes em Iluminacao LTDA
www.lumini.com.br
Email:laboratorio@lumini.com.br
Tel:+55 11 3437-5555 Fax:+55 11 3437-5555
Address:Rua Ferreira Viana, 716 - Socorro - São Paulo/SP

lumini

LumCAT:

Luminaire: no frame flex sm r dtw e fc

LampCAT: modulo led dtw 12W 27K irc 90

Ballast type: led driver 700mA

Report No:

Voltage(V): 127.7800

Test No:

Current(A): 0.1130

Number of Lamps: 1

Power (W): 14.1220

Lamp flux(lm): 924.0

PF: 0.9760

Length(mm): 55

Width(mm): 55

Phm Type: C

Height(mm): 0

Photometric Results

Lumens(lm): 650.56, Efficiency(%): 70.41% , Luminous Efficacy(lm/W): 46.07

Central intensity(cd): 3030.769, Maximum intensity(cd): 3030.769

Angle of maximum intensity: C=0.0 γ =0.0

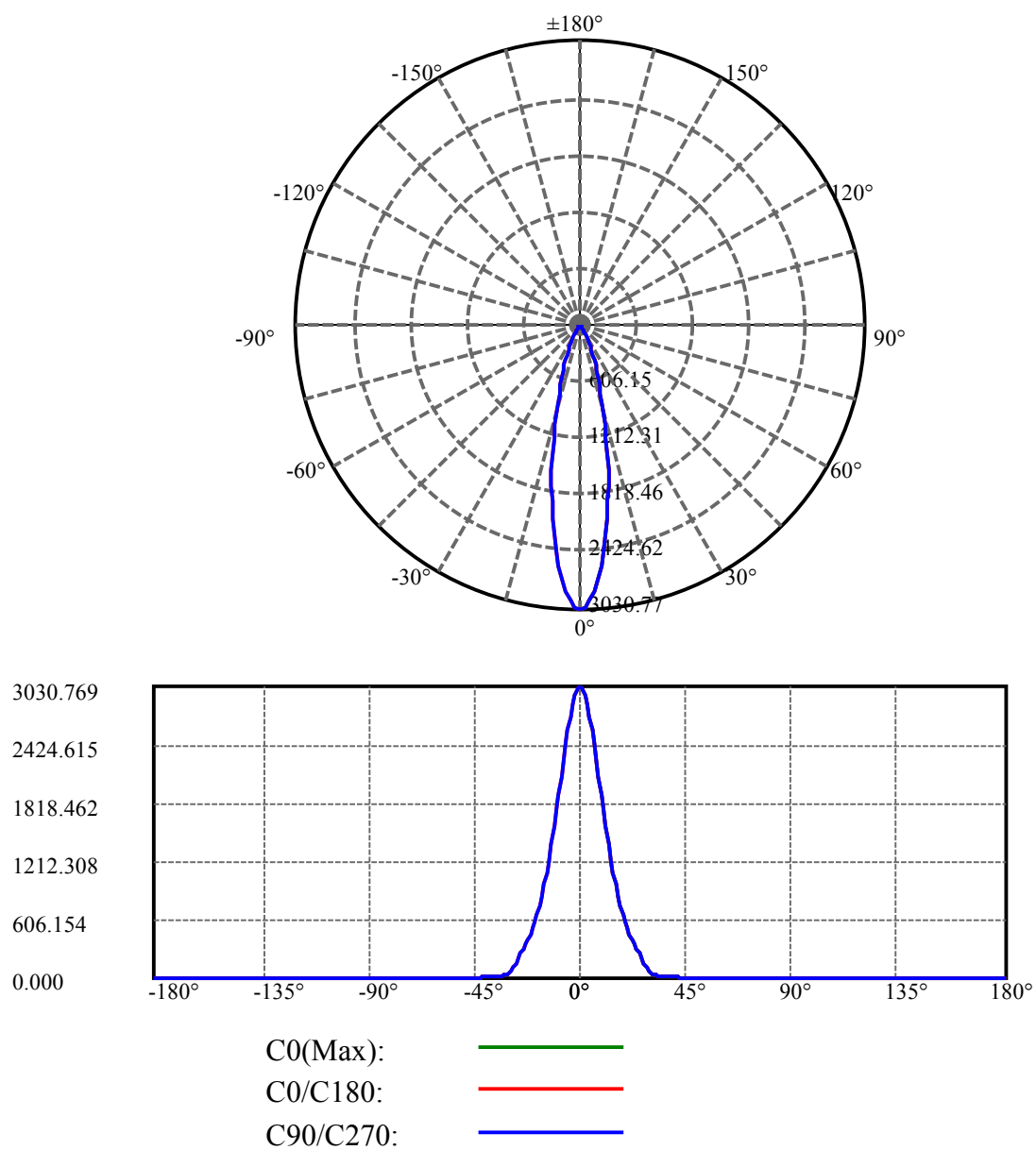
Beam angle of C0 plane : 22.69

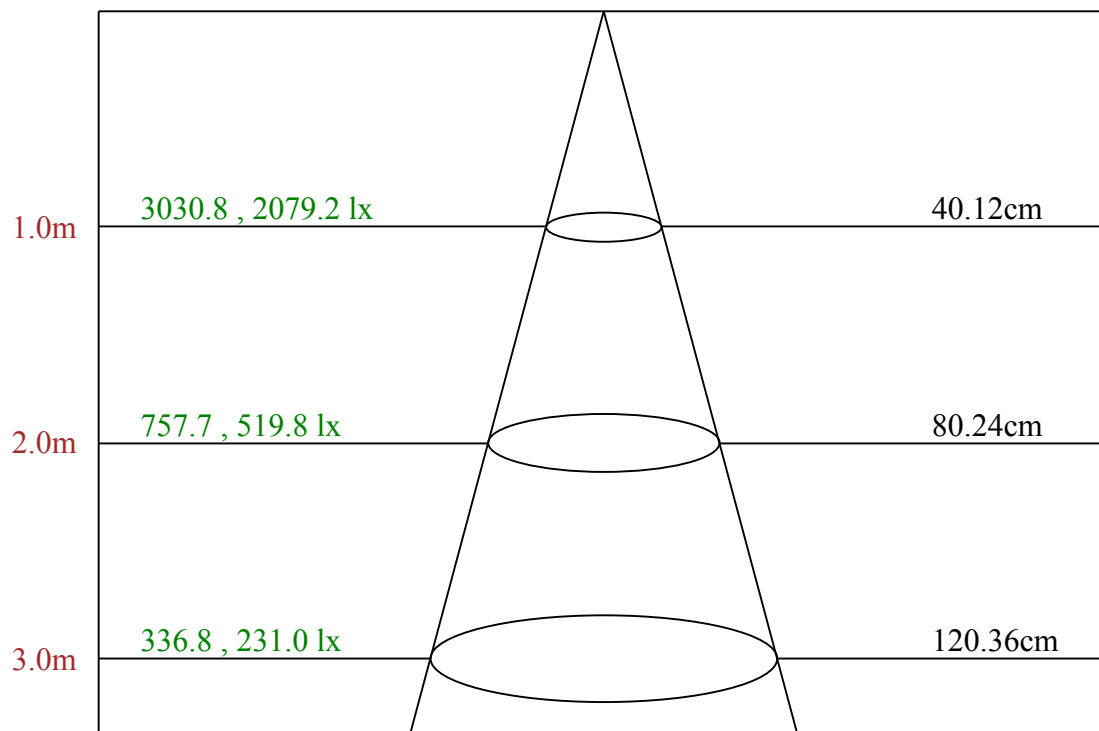
Aveage BeamAngle(IEC 61341):22.69

Equipment: equipamento lumini
Temperature(°C): 25.0

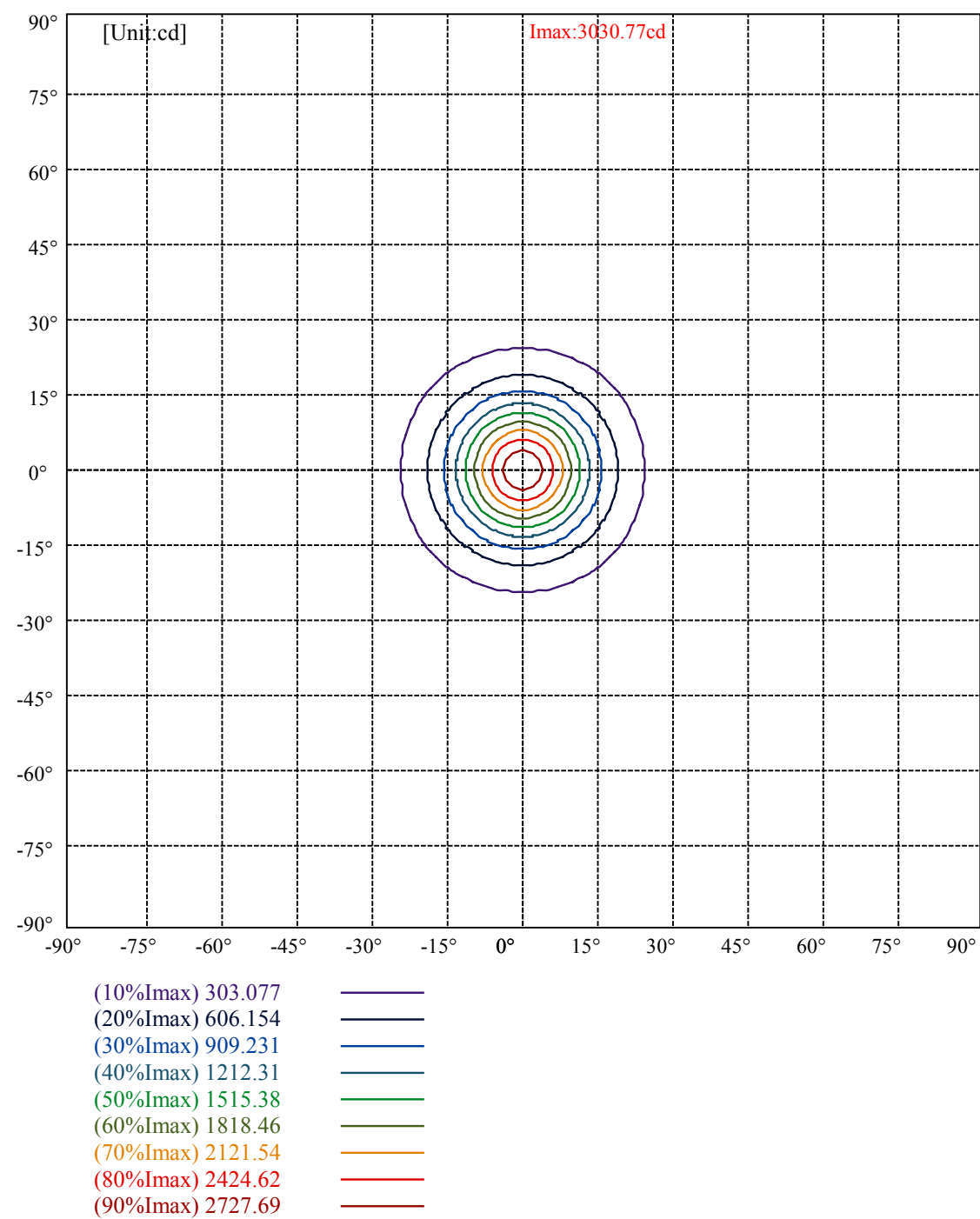
Date: 29/05/2025
Humidity(%): 58.0%

Operator: 01
Distance(m): 6.90





Max , Ave Beam angle of C0 plane 22.69



lumini

Luminance Limiting Curve(no luminous side)

Appendix Page: 5 Total:6

Luminance Table

γ	45	50	55	60	65	70	75	80	85
C0	3411	2831	2813	2829	2705	2318	2896	4056	7788
C45	3411	2831	2813	2829	2705	2318	2896	4056	7788
C90	3411	2831	2813	2829	2705	2318	2896	4056	7788

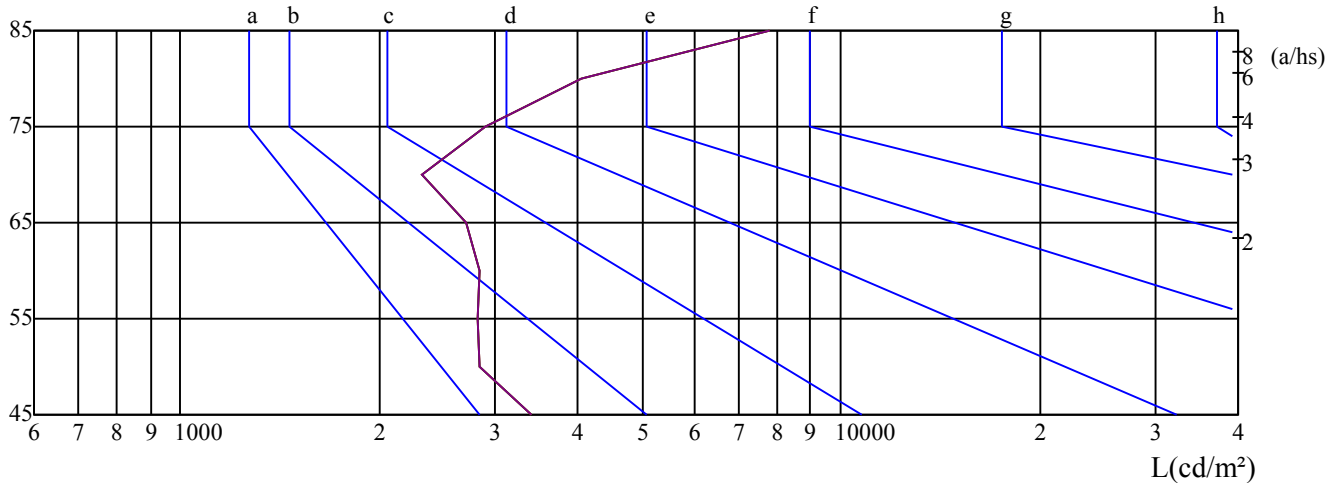
L(Hor)(65)	L(Ver)(65)	L45(65)	L(Hor)(75)	L(Ver)(75)	L45(75)	L(Hor)(85)	L(Ver)(85)	L45(85)
2705	2705	2705	2896	2896	2896	7788	7788	7788

Glare Table

Glare	Quality	Service Values Illuminance(lx)							
1.15	A	2000	1000	500	≤ 300				
1.5	B		2000	1000	500	≤ 300			
1.85	C			2000	1000	500	≤ 300		
2.2	D				2000	1000	500	≤ 300	
2.55	E					2000	1000	500	≤ 300
		a	b	c	d	e	f	g	h

Luminance Limiting Curve

$\gamma(^{\circ})$



C0 —

C45 —

C90 —

Equipment: equipamento lumini
Temperature($^{\circ}$ C): 25.0

Date: 29/05/2025
Humidity(%): 58.0%

Operator: 01
Distance(m): 6.90

Illumination assessment according UGR											
Rf of Ceiling	70	70	50	50	30	70	70	50	50	30	
Rf of Wall	50	30	50	30	30	50	30	50	30	30	
Rf of Floor	20	20	20	20	20	20	20	20	20	20	
Room dimensions		Viewed crosswise					Viewed endwise				
X	Y										
2H	2H	7.09	7.99	7.50	8.35	8.72	7.43	8.33	7.83	8.68	9.05
	3H	8.19	9.00	8.62	9.38	9.78	8.59	9.39	9.02	9.77	10.17
	4H	8.86	9.60	9.30	10.00	10.42	9.18	9.92	9.62	10.32	10.74
	6H	9.90	10.58	10.36	11.00	11.45	10.12	10.80	10.58	11.22	11.67
	8H	10.55	11.20	11.01	11.62	12.08	10.70	11.35	11.16	11.78	12.24
	12H	11.40	12.01	11.87	12.45	12.92	11.47	12.08	11.94	12.52	12.99
4H	2H	7.56	8.31	8.01	8.70	9.12	7.84	8.58	8.28	8.98	9.40
	3H	8.82	9.45	9.29	9.88	10.35	9.13	9.76	9.60	10.20	10.67
	4H	9.73	10.27	10.20	10.73	11.23	9.97	10.50	10.44	10.97	11.47
	6H	10.97	11.44	11.48	11.94	12.44	11.11	11.59	11.62	12.08	12.58
	8H	11.78	12.22	12.30	12.72	13.24	11.87	12.31	12.39	12.80	13.33
	12H	12.82	13.23	13.35	13.72	14.29	12.83	13.23	13.36	13.72	14.29
8H	4H	10.06	10.50	10.58	11.00	11.52	10.27	10.71	10.79	11.20	11.73
	6H	11.61	11.97	12.15	12.48	13.05	11.71	12.07	12.26	12.59	13.15
	8H	12.68	12.98	13.25	13.54	14.08	12.73	13.03	13.30	13.59	14.13
	12H	13.99	14.21	14.57	14.77	15.34	13.96	14.19	14.54	14.74	15.31
12H	4H	10.16	10.57	10.69	11.06	11.63	10.36	10.77	10.89	11.26	11.83
	6H	11.87	12.17	12.44	12.73	13.28	11.97	12.27	12.54	12.83	13.38
	8H	13.02	13.25	13.60	13.80	14.37	13.06	13.29	13.64	13.85	14.42
Variation with the observer position at spacings:											
S = 1.0H		1.0/-0.9					1.0/-0.9				
S = 1.5H		1.2/-1.2					1.2/-1.2				
S = 2.0H		1.4/-0.9					1.4/-0.9				
Standard tables:		BKBF					BKBF				
Uncorrected UGR		-3.8					-3.8				

依据CIE Publ. 117 □算 UGR, S/H = 0.25